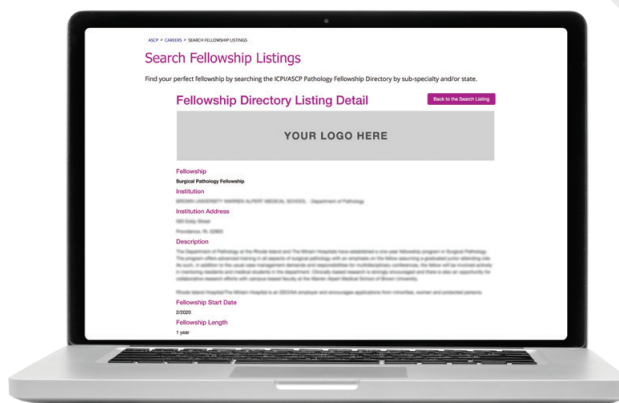


HOW TO UPDATE/ REVIEW LISTING(S) in the ICPI/ASCP Fellowship Directory



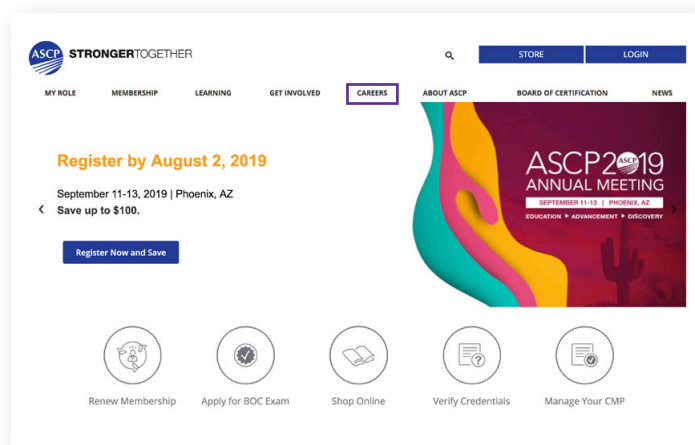
STEP 1

Go to www.ascp.org



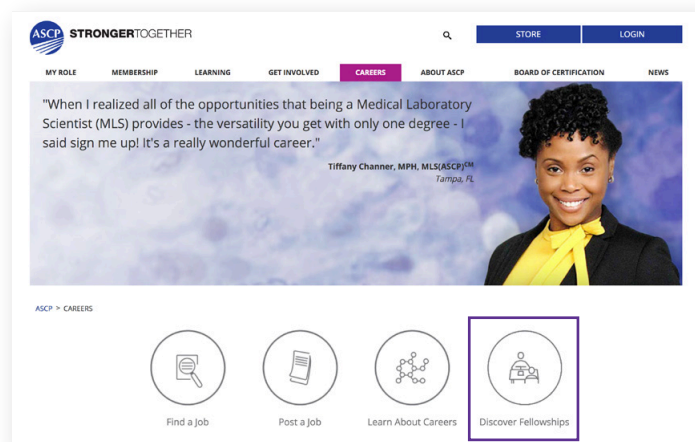
STEP 2

Select Careers



STEP 3

Click on “Discover Fellowships” button



STEP 4

Click on Submit/Update listings to list your fellowship opportunities or update an existing listing.



ASCP STRONGERTOGETHER

MY ROLE MEMBERSHIP LEARNING GET INVOLVED **CAREERS** ABOUT ASCP BOARD OF CERTIFICATION NEWS

ICPI ASCP PATHOLOGY FELLOWSHIP DIRECTORY

ASCP > CAREERS > DISCOVER FELLOWSHIPS

ICPI/ASCP Pathology Fellowship Directory

The ICPI/ASCP Pathology Fellowship Directory provides a detailed listing of available pathology fellowship opportunities including location, description, qualifications, and instructions on how to apply. The Directory assists over 3,000 ASCP pathology resident members by providing the resources to locate the fellowships that are best suited for them as they move forward in their professional careers.

Find a Fellowship

ICPI and ASCP are pleased to make the ICPI/ASCP Pathology Fellowship Directory available as a service to residents seeking advanced training or research in pathology positions. The Directory provides the most up-to-date information about pathology fellowship opportunities, including location, position description, salary, and more.

To find your perfect fellowship, click below. You can search by both sub-specialty and/or state.

[Search Fellowship Listings](#)

List a Fellowship

Looking to promote your fellowship to the most candidates? The ICPI/ASCP Pathology Fellowship Directory provides the opportunity to advertise your institution's fellowship to ASCP residents and other visitors for the lowest cost available in the market.

To get started listing your fellowship opportunities or update an existing listing, click below.

[Submit/Update Listings](#)

STEP 5

Under "How to Update a Listing" – click Update a Listing.



ASCP STRONGERTOGETHER

MY ROLE MEMBERSHIP LEARNING GET INVOLVED **CAREERS** ABOUT ASCP BOARD OF CERTIFICATION NEWS

ICPI ASCP PATHOLOGY FELLOWSHIP DIRECTORY

ASCP > CAREERS > LIST A FELLOWSHIP

Promote Your Fellowship

The ICPI/ASCP Pathology Fellowship Directory provides a detailed listing of available pathology fellowship opportunities including location, description, qualifications, and instructions on how to apply. The Directory assists over 3,000 ASCP pathology resident members by providing the resources to locate the fellowships that are best suited for them as they move forward in their professional careers.

List Your Fellowship

Looking to promote your fellowship to the most candidates? The ICPI/ASCP Pathology Fellowship Directory provides the opportunity to advertise your institution's fellowship to ASCP residents and other visitors for the lowest cost available in the market.

Pricing

Initial Listing: \$300 - One 350-word listing with photo image
Additional Listings: \$200 - Each additional listing by a single organization, when it is part of the same order. If you were to go back and start a new order, the discounted price would not apply until the second listing of that order is placed.

Frequently Asked Questions

For more information, download our Frequently Asked Questions below.

[Download FAQs](#)

How to Submit a Listing

To submit a new listing, follow these steps:

- Prior to submitting a fellowship listing, you will need to set up an account with ASCP if you do not already have one. Please contact Claire Peterson at (312) 541-4691 or email FellowshipDirectory@ascp.org if you require assistance in setting up your account.
- Once you have set up your account, click the link below and login to the ASCP website to access the fellowship submission form.
- Once you have completed your submission form, you will be prompted to provide your payment information.
- Upon approval of payment, you will receive information about how to access the system and post your listing. Once posted, your listing will appear online within 30 minutes. Click here to view the ICPI/ASCP Pathology Fellowship Directory.
- Note: ASCP does not proofread or edit submissions to the ICPI/ASCP Fellowship Directory. Listings will be posted as submitted; however, if you find you have made an error in your listing, you can follow the steps below to update your listing.

[Submit a Listing](#)

How to Update a Listing

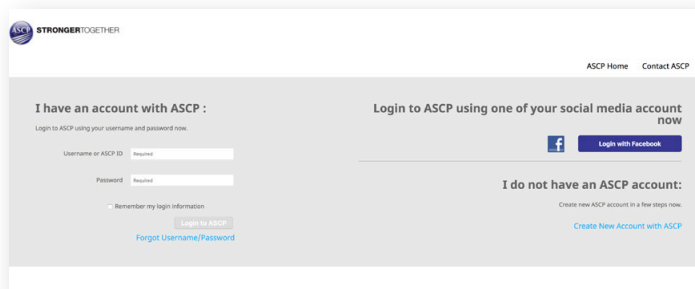
You are encouraged to review your postings regularly and make any necessary changes. The ICPI/ASCP Pathology Fellowship Directory allows you to make updates to your listing while it is active. Simply follow the steps below:

- Click the link below and login to the ASCP website.
- Select the fellowship listing you would like to change.
- You will be directed to a page where you will be able to make content changes to the fellowship ad description.
- When your fellowship position is filled, please check the appropriate box to update the status of the position to indicate it is filled.
- Changes to your posting will appear within 30 minutes via our easy-to-use online system. Click here to view the ICPI/ASCP Pathology Fellowship Directory.

[Update a Listing](#)

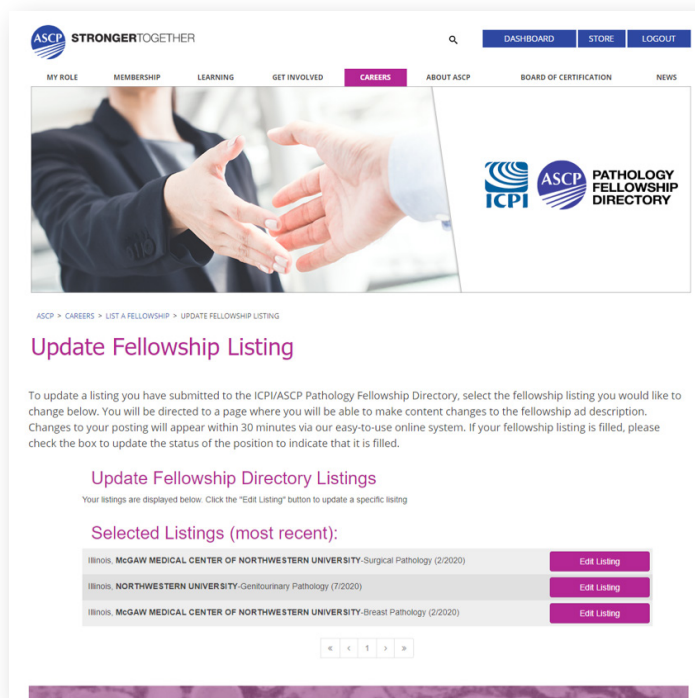
STEP 6

You will need to log in to the ASCP website with your username or ASCP ID and password to access your account.



STEP 7

You can make any updates to your subscription as well as renew your subscription for another 12 months. Updates will take approximately 30 minutes to upload to the website.



YOU'VE SUCCESSFULLY UPDATED YOUR LISTING!